

**Premier Energy
and Infrastructure Limited**



Regd. Office :
1st Floor, Karunai Kudil
226, Cathedral Road
Chennai - 600 086
Phone No.: 2811 0252

The Department of Corporate Services
BSE Ltd.
P. J. Towers,
25th Floor
Dalal Street,
Mumbai – 400 001

13.11.2015

Dear Sir / Madam,

Sub : Unaudited Financial Results of the company for the II Quarter ended 30th September, 2015


The unaudited Financial Results of the company for the second quarter ended 30th September 2015 was duly approved by the Board members at their meeting held on the 13th November, 2015.

We enclose a copy of the unaudited Financial Results for the second quarter ended 30th September 2015.

We request you to kindly take the same on record.

Thanking You,

Yours faithfully,
For Premier Energy and Infrastructure Limited


A Sriram
Chief Financial Officer

S.H. BHANDARI & CO.

CHARTERED ACCOUNTANTS

"BHANDARI TOWERS" 824, EVR PERIYAR ROAD, KILPAUK, CHENNAI - 600 010 INDIA
Tel. : 91 44 26412323 / 26612132 / 30486875 Telefax : 91 44 42662251 E-mail : info@shbindia.com

INDEPENDENT AUDITORS' LIMITED REVIEW REPORT

Review report to
The Board of Directors
Premier Energy and Infrastructure Limited


We have reviewed the accompanying statement of unaudited financial results of **Premier Energy and Infrastructure Limited** for the quarter and half year ended **30th September 2015** except for the disclosures regarding "**Public Shareholding**" and "**Promoter and Promoter Group Shareholding**" which have been traced from the disclosures made by the management and have not been reviewed by us. This statement is the responsibility of the Company's Management and has been approved by the Board of Directors. Our responsibility is to issue a report on these financial statements based on our review.

We conducted our review in accordance with the Standard on Review Engagement (SRE) 2410, "Review of Interim Financial Information Performed by the Independent Auditor of the Entity" issued by the Institute of Chartered Accountants of India. This standard requires that we plan and perform the review to obtain moderate assurance as to whether the financial statements are free of material misstatement. A review is limited primarily to inquiries of company personnel and analytical procedures applied to financial data and thus provide less assurance than an audit. We have not performed an audit and accordingly, we do not express an audit opinion.


We report that provision for employee retirement benefits has been made on the company's own estimates and not as per the Accounting Standard 15 (Revised) on "Employee Benefits". Management explanation that necessary actuarial valuations and related adjustments would be made in the audited annual accounts has been relied upon.

Based on our review conducted as above, nothing has come to our attention that causes us to believe that the accompanying statement of unaudited financial results prepared in accordance with applicable accounting standards under section 133 of the Companies Act 2013 read with rule 7 of the Companies (Accounts) Rules, 2014 and other recognized accounting practices and policies has not disclosed the information required to be disclosed in terms of Clause 41 of the Listing Agreement including the manner in which it is to be disclosed, or that it contains any material misstatement.

For S.H. Bhandari & Co
Chartered Accountants
FRN : 000438S


Divyang Bhandari
Partner
Membership No. 230955

Place : Chennai
Dated : 13th November 2015



PREMIER ENERGY AND INFRASTRUCTURE LIMITED

Regd Office: 1st Floor, Karunai Kudil, 226 Cathedral Road, Chennai 600 086

Standalone Results for the quarter ended on 30th September, 2015

Particulars	Standalone						Previous Year ended
	3 months ended	Corresponding 3 months ended	Preceding 3 months ended	Year to date for the 6 months period ended	Year to date for the 6 months period ended	Year	
	30.09.15	30.09.14	30.06.15	30.09.15	30.09.14	31.03.15	
	Unaudited	Unaudited	Unaudited	Unaudited	Unaudited	(July 14 to March 15 Audited)	
1	Income from Operations						
	a. Net Sales / Income from Operations	74.08	1,273.50	93.96	168.04	2,799.65	3,197.98
	b. Other Operating Income			0.00			
	Total Income from Operations (net)	74.08	1,273.50	93.96	168.04	2,799.65	3,197.98
2	Expenses						
	a) Cost of materials consumed	61.57	1,042.71	78.09	139.66	2,019.19	2,678.36
	b) Purchase of Stock-in-trade	-	-	-	-	-	-
	c) Changes in inventories of finished goods, WIP and Stock in trade	-	-	-	-	-	-
	d) Employee benefit expense	41.22	26.40	41.69	82.91	53.04	89.86
	e) Depreciation and amortization expense	0.38	0.43	0.47	0.85	0.14	1.29
	d) Other Expenses	38.84	22.69	25.79	64.63	88.34	105.44
	Total Expenses	142.01	1,092.23	146.04	288.05	2,160.71	2,874.95
3	Profit/(Loss) from ordinary activities before finance costs and exceptional items (1)-(2)	-67.93	181.27	-52.08	-120.01	638.94	323.02
4	Other Income						
	a) Interest Income	-	-	-	-	-	-
	b) Profit on Sale of current investments	-	-	-	-	-	-
	c) Rent	-	-	-	-	-	-
	d) Others	-	-	-	0.00	15.64	-
	Total Other Income	-	-	-	0.00	15.64	-
5	Profit/(Loss) before Interest & Exceptional Items (3+4)	-67.93	181.27	-52.08	-120.01	654.58	323.02
6	Finance Costs	58.04	33.52	75.23	133.27	85.64	103.93
7	Profit/(Loss) from ordinary activities after finance costs but before exceptional items (5-6)	-125.98	147.75	-127.31	-253.29	568.94	219.09
8	Exceptional items	0.00	-	-	-	-	-
9	Profit/(Loss) from ordinary activities before Tax (7-8)	-125.98	147.75	-127.31	-253.29	568.94	219.09
10	Tax expenses	0.20	48.19	-1.06	-0.86	187.54	-202.90
11	Net Profit/(Loss) from ordinary activities after tax (9-10)	-126.18	99.56	-126.25	-252.43	381.40	421.99
12	Extraordinary items (net of tax expense Rs. Lakhs)	-	-	-	-	-	-
13	Net Profit/(Loss) for the period (11-12)	-126.18	99.56	-126.25	-252.43	381.40	421.99
14	Share of Profit / (Loss) of associates	-	-	-	-	-	-
15	Minority Interest	-	-	-	-	-	-
16	Net Profit / (Loss) after taxes, minority interest and share of profit / (loss) of associates (13-14-15)	-126.18	99.56	-126.25	-252.43	381.40	421.99
17	Paid up Equity Share Capital (face Value Rs. 10 per Equity Share)	4,135.01	4,135.01	4,135.01	4,135.01	4,135.01	4,135.01
18	Reserves excluding Revaluation Reserves as per Balance Sheet of previous accounting year	-	-	-	-	-	13,226.29



+ N.V. [Signature]

19.i	Earnings per Share (before extraordinary items) (of Rs.Nil/- each) (not annualized)	-	-	-	-	-	-	-	-
a)	basic	-0.31	0.24	-0.31	-0.61	-	0.92	-	1.02
b)	Diluted	-0.31	0.24	-0.31	-0.61	-	0.92	-	1.02
19.ii	Earnings per Share (after extraordinary items) (of Rs.Nil/- each) (not annualized)								
a)	basic	-0.31	0.24	-0.31	-0.61	-	0.92	-	1.02
b)	Diluted	-0.31	0.24	-0.31	-0.61	-	0.92	-	1.02
A PARTICULARS OF SHAREHOLDING									
Public Shareholding									
	- Number of Shares	14,233,620	14,233,620	14,233,620	14,233,620	14,233,620	14,233,620	14,233,620	14,233,620
	- Percentage of Shareholding	34.42	34.42	34.42	34.42	34.42	34.42	34.42	34.42
Promoters and Promoter group shareholding									
a)	Pledged / encumbered								
	- Number of shares	21,100,000	23,653,925	21,100,000	21,100,000	21,100,000	23,653,925	21,100,000	23,653,925
	- Percentage of Shares (as a % of the total shareholding of Promoter & Promoter group)	77.81	87.23	77.81	77.81	77.81	87.23	77.81	87.23
	- Percentage of Shares (as a % of the total share capital of the Company)	51.03	57.20	51.03	51.03	51.03	57.20	51.03	57.20
b)	Non encumbered								
	- Number of shares	6,016,440	3,462,515	6,016,440	6,016,440	6,016,440	3,462,515	6,016,440	3,462,515
	- Percentage of Shares (as a % of the total shareholding of Promoter & Promoter group)	22.19	12.77	22.19	22.19	22.19	12.77	22.19	12.77
	- Percentage of Shares (as a % of the total share capital of the Company)	65.58	65.58	65.58	65.58	65.58	65.58	65.58	65.58

B Investor Complaints: Pending at the beginning of the quarter - Nil, Disposed during the quarter - Nil, Remaining at the end of the quarter : Nil



- 1 The above results for the quarter ended on 30th September, 2015 were reviewed and recommended by the Audit Committee and approved by the Board of Directors at their meeting held on 13th, November 2015.
- 2 Previous period's figures have been regrouped / rearranged wherever necessary to conform to current period's classification / reporting.
- 3 The company makes provision for employment benefits on Actuarial basis annually at the end of the financial year. However provision has been made for the current quarter based on management's own estimates.
- 4 The Statutory Auditors of the company have carried out a limited review of the financial results for the current quarter in terms of Clause 41 of the Equity Listing Agreement.
- 5 The company carries out business operation only in one business segment viz infrastructure and hence segmental reporting does not arise.

Place : Chennai
Date : 13.11.2015



For Premier Energy and Infrastructure Limited

Vikram Mankal
Director
DIN: 0397118

PREMIER ENERGY AND INFRASTRUCTURE LIMITED		
Regd Office: 1st Floor, Karunai Kudil, 226 Cathedral Road, Chennai 600 086		
Annexure IX to Clause 41		
Clause 41 of the Listing Agreement for Companies (other than Banks)		
Standalone Statement of Assets and Liabilities		
Particulars	As at 30.09.2015 Unaudited	As at 31.03.2015 Audited
A. EQUITY AND LIABILITIES		
1. Shareholders' Funds:		
(a) Share Capital	4,135.01	4,135.01
(b) Reserves & Surplus	12,973.87	13,226.29
(c) Money received against Share warrants	-	-
Sub-total - Shareholders' funds	17,108.87	17,361.30
2. Share Application money pending allotment		
3. Minority Interest		
4. Non Current Liabilities		
(a) Long Term borrowings	1,000.00	1,067.80
(b) Deferred Tax liabilities (net)	-	-
(c) Other Term liabilities	-	-
(d) Long-term provisions	10.33	8.04
Sub-total - Non Current Liabilities	1,010.34	1,075.84
5. Current Liabilities		
(a) Short-term borrowings	-	-
(b) Trade Payables	1,344.21	1,126.29
(c) Other Current Liabilities	1,071.65	818.84
(d) Short-term provisions	517.90	515.27
Sub-total - Current Liabilities	2,933.76	2,460.39
TOTAL - EQUITY AND LIABILITIES	21,052.97	20,897.53
B. ASSETS		
Non Current Assets		
(a) Fixed Assets	929.37	929.86
(b) Goodwill on consolidation	-	-
(c) Non Current Investments	14,560.47	14,560.47
(d) Deferred tax assets (net)	12.83	11.97
(e) Long-term loans and advances	179.30	185.02
(f) Other non-current assets	-	-
Sub-total - Non Current assets	15,681.98	15,687.32
2. Current Assets		
(a) Current Investments	-	-
(b) Inventories	-	-
(c) Trade receivables	1,720.35	1,720.35
(d) Cash and cash equivalents	5.10	23.59
(e) Short-term loans and advances	2,131.29	2,127.49
(f) Other current assets	1,514.26	1,338.78
Sub-total - Current Assets	5,370.99	5,210.20
Total Assets	21,052.97	20,897.53
For Premier Energy and Infrastructure Limited		
Place : Chennai		 Vikram Mankal Director DIN: 03097118
Date : 13.11.2015		