

CLAUSE 35
Introductory sub-table (I) (a)

NAME OF THE COMPANY : PREMIER ENERGY AND INFRASTRUCTURE LTD
 SCRIP CODE : 533100 , NAME OF THE SCRIP :
 QUARTER ENDED :
 SHAREHOLDING PATTERN AS ON : 31-Mar-2013 , CLASS OF SECURITY : EQUITY

Partly paid-up shares:-	No. of partly paid-up shares	As a % of total no. of partly paid-up shares	As a % of total no. of shares of the company
Held by promoter/promoter group			
Held by public			
Total - D			
Outstanding convertible securities:-	No. of outstanding securities	As a % of total no. of outstanding convertible securities	As a % of total no. of shares of the company, assuming full conversion of the convertible securities
Held by promoter/promoter group			
Held by public			
Total - E			
Warrants:-	No. of warrants	As a % of total no. of warrants	As a % of total no. of shares of the company, assuming full conversion of warrants
Held by promoter/promoter group			
Held by public			
Total - F			
Total paid-up capital of the company, assuming full Conversion of warrants and convertible securities	41350060		



STATEMENT SHOWING SHAREHOLDING PATTERN
TABLE (I) (a)

CATEGORY CODE	CATEGORY OF SHARE HOLDER	NO.OF HOLDERS	TOTAL NO.OF SHARES	SHARES IN DEMAT	TOTAL SHAREHOLDING AS A PERCENTAGE OF TOTAL NUMBER OF SHARES		SHARES PLEDGED OR OTHERWISE ENCUMBERED	
(I)	(II)	(III)	(IV)	(V)	AS A % OF (A+B) (VI)	AS A % OF (A+B+C) (VII)	Number of shares (VIII)	As a percentage (IX) = (VIII)/(IV)*100
A. SHAREHOLDING OF PROMOTER AND PROMOTER GROUP								
1. INDIAN								
a.	INDIVIDUALS/HINDU UNDIVIDED FAMILY	2	13850060	13850060	33.4946	33.4946	10387545	75.0000
b.	CENTRAL GOVERNMENT/ STATE GOVERNMENT(S)	0	0	0	0.0000	0.0000	0	0.0000
c.	BODIES CORPORATE	1	13266380	13266380	32.0830	32.0830	13266380	100.0000
d.	FINANCIAL INSTITUTIONS/ BANKS	0	0	0	0.0000	0.0000	0	0.0000
e.	ANY OTHER							
SUB - TOTAL (A) (1)		3	27116440	27116440	65.5777	65.5777	23653925	87.2309
2. FOREIGN								
a.	INDIVIDUALS (NON-RESIDENT INDIVIDUALS/ FOREIGN INDIVIDUALS)	0	0	0	0.0000	0.0000	0	0.0000
b.	BODIES CORPORATE	0	0	0	0.0000	0.0000	0	0.0000
c.	INSTITUTIONS	0	0	0	0.0000	0.0000	0	0.0000
d.	QUALIFIED FOREIGN INVESTOR	0	0	0	0.0000	0.0000	0	0.0000
e.	ANY OTHER							
SUB - TOTAL (A) (2)		0	0	0	0.0000	0.0000	0	0.0000
TOTAL SHARE HOLDING OF PROMOTER AND PROMOTER GROUP (A) = (A) (1)+(A) (2)		3	27116440	27116440	65.5777	65.5777	23653925	87.2309



STATEMENT SHOWING SHAREHOLDING PATTERN
TABLE (I) (a)

CATEGORY CODE	CATEGORY OF SHARE HOLDER	NO. OF HOLDERS	TOTAL NO. OF SHARES	SHARES IN DEMAT	TOTAL SHAREHOLDING AS A PERCENTAGE OF TOTAL NUMBER OF SHARES	SHARES PLEDGED OR OTHERWISE ENCUMBERED	
(I)	(II)	(III)	(IV)	(V)	AS A % OF (A+B) (VI)	AS A % OF (A+B+C) (VII)	Number of shares (VIII) As a percentage (IX) = (VIII)/(IV)*100
B. PUBLIC SHAREHOLDING							
1. INSTITUTIONS							
a.	MUTUAL FUNDS/UTI	3	55900	0	0.1351	0.1351	NA NA
b.	FINANCIAL INSTITUTIONS/ BANKS	3	400	0	0.0009	0.0009	NA NA
c.	CENTRAL GOVERNMENT/ STATE GOVERNMENT(S)	0	0	0	0.0000	0.0000	NA NA
d.	VENTURE CAPITAL FUNDS	0	0	0	0.0000	0.0000	NA NA
e.	INSURANCE COMPANIES	0	0	0	0.0000	0.0000	NA NA
f.	FOREIGN INSTITUTIONAL INVESTORS	2	200	0	0.0004	0.0004	NA NA
g.	FOREIGN VENTURE CAPITAL INVESTORS	0	0	0	0.0000	0.0000	NA NA
h.	QUALIFIED FOREIGN INVESTOR	0	0	0	0.0000	0.0000	NA NA
i.	ANY OTHER						
SUB - TOTAL (B) (1)		8	56500	0	0.1366	0.1366	NA NA
2. NON-INSTITUTIONS							
a.	BODIES CORPORATE	104	5632481	4074281	13.6214	13.6214	NA NA
b.	INDIVIDUALS - I INDIVIDUAL SHAREHOLDERS HOLDING NOMINAL SHARE CAPITAL UPTO RS. 1 LAKH	10761	2947354	861169	7.1278	7.1278	NA NA
	II INDIVIDUAL SHAREHOLDERS HOLDING NOMINAL SHARE CAPITAL IN EXCESS OF RS. 1 LAKH	52	5226709	3899185	12.6401	12.6401	NA NA
c.	QUALIFIED FOREIGN INVESTOR	0	0	0	0.0000	0.0000	NA NA
d.	ANY OTHER						
	DIRECTORS AND THEIR RELATIVES	3	190500	190500	0.4607	0.4607	NA NA
	HINDU UNDIVIDED FAMILIES	43	177876	177876	0.4301	0.4301	NA NA
	NON RESIDENT INDIANS	3	2200	2000	0.0053	0.0053	NA NA
		49	370576	370376	0.8961	0.8961	NA NA
SUB - TOTAL (B) (2)		10966	14177120	9205011	34.2856	34.2856	NA NA
TOTAL PUBLIC SHAREHOLDING (B) = (B) (1)+(B) (2)		10974	14233620	9205011	34.4222	34.4222	NA NA
TOTAL (A)+(B)		10977	41350060	36321451	100.0000	100.0000	23653925 57.2040



PREMIER ENERGY AND INFRASTRUCTURE LTD

(I) (b) Statement showing holding of securities (including shares, warrants, convertible securities) of persons belonging to the category "Promoter and Promoter Group" - 31-Mar-2013


Sr.No	Name of the shareholder	Details of Shares held		Encumbered shares (*)			Details of warrants		Details of convertible securities			Total shares (including underlying shares assuming full conversion of warrants and convertible securities) as a % of diluted share capital (XII)
		No. of Shares held	As a % of grand total (A)+(B)+(C)	No. of Shares held	As a percentage (VI) = (V)/(III)*100	As a % of grand total (A)+(B)+(C) of sub-clause (I)(a)	Number of warrants held	As a % total number of warrants of the same class	Number of convertible securities held	As a % total number of convertible securities of the same class	As a % total number of convertible securities of the same class	
(I)	(II)	(III)	(IV)	(V)	(VI) = (V)/(III)*100	(VII)	(VIII)	(IX)	(X)	(XI)	(XII)	
1	SHRI HOUSING PRIVATE LIMITED	13266380	32.0830	13266380	100.0000	32.0830	0	0.0000	0	0.0000	32.0830	
2	VATHSALA RANGANATHAN	3462515	8.3736	0	0.0000	0.0000	0	0.0000	0	0.0000	8.3736	
3	VIDYANARAYANAMURTHI M	10387545	25.1209	10387545	100.0000	25.1209	0	0.0000	0	0.0000	25.1209	
	TOTAL	27116440	65.5777	23653325	87.2309	57.2040	0	0.0000	0	0.0000	65.5777	



PREMIER ENERGY AND INFRASTRUCTURE LTD

(I)(c)(i) Statement showing holding of securities (including shares, warrants, convertible securities) of persons belonging to the category "Public" and holding more than 1% of the total number of shares - 31-Mar-2013


Sr.No	Name of the shareholder	No. of Shares held	Shares as a percentage of total number of shares {i.e., Grand Total (A)+(B)+(C) indicated in Statement at para(I) (a) above}	Details of warrants		Details of convertible securities		Total shares (including underlying shares assuming full conversion of warrants and convertible securities) as a % of diluted share capital
				Number of warrants held	As a % total number of warrants of the same class	Number of convertible securities held	% w.r.t total convertible securities of the same class	
1	YOGYA INVESTMENT AND FINANCES CO LTD	430400	1.0408	0	0.0000	0	0.0000	1.0408
2	INDUSTRIAL VENTURE CAPITAL LTD	446400	1.0795	0	0.0000	0	0.0000	1.0795
3	V R RAGHUNATHAN	1250000	3.0229	0	0.0000	0	0.0000	3.0229
4	VIJAYALAKSHMI R	1300000	3.1438	0	0.0000	0	0.0000	3.1438
5	VAATA INFRA PRIVATE LIMITED	4000000	9.6735	0	0.0000	0	0.0000	9.6735
TOTAL		7426800	17.9607	0	0.0000	0	0.0000	17.9607



PREMIER ENERGY AND INFRASTRUCTURE LTD

(I)(c)(ii) Statement showing holding of securities (including shares, warrants, convertible securities) of persons (together with PAC) belonging to the category "Public" and holding more than 5% of the total number of shares of the company - 31-Mar-2013


Sr.No	Name(s) of the shareholder(s) and the Persons Acting in Concert (PAC) with them	No. of Shares held	Shares as a percentage of total number of shares (i.e., Grand Total (A)+(B)+(C) indicated in Statement at para (I) (a) above)		Details of warrants		Details of convertible securities		Total shares (including underlying shares assuming full conversion of warrants and convertible securities) as a % of diluted share capital	
			Number of warrants held	As a % total number of warrants of the same class	Number of convertible securities held	% w.r.t total number of convertible securities of the same class	Number of convertible securities held	% w.r.t total number of convertible securities of the same class		
1	VAATA INFRA PRIVATE LIMITED	4000000	9.6735	0	0.0000	0	0.0000	0	0.0000	9.6735
	TOTAL	4000000	9.6735	0	0.0000	0	0.0000	0	0.0000	9.6735



PREMIER ENERGY AND INFRASTRUCTURE LTD


(1) (d) STATEMENT SHOWING DETAILS OF LOCKED-IN SHARES - 31-Mar-2013

SL.NO	NAME OF THE SHARE HOLDER	NUMBER OF LOCKED IN SHARES	LOCKED-IN SHARES AS A % OF TOTAL NUMBER OF SHARES {i.e., GRAND TOTAL (A)+(B)+(C) INDICATED IN STATEMENT AT PARA (I) (a) ABOVE}	Promoter / Promoter Group / Public
1	DWARAKANATHAN V R	50000	0.1209	Public
2	DEEPAK V R	50000	0.1209	Public
3	IRSHAD ALI	12500	0.0302	Public
4	RAJMOHAN V	2500	0.0060	Public
5	VENKATESWARALU P	2500	0.0060	Public
6	SHIVASHANMUGHAM M	2500	0.0060	Public
7	UMAPATHY J	2500	0.0060	Public
8	RAVI K	2500	0.0060	Public
9	KALIYAMOORTHY M	2500	0.0060	Public
10	V R RAGHUNATHAN	312500	0.7557	Public
11	SUCHARITHA PARTHASARATHY	25000	0.0604	Public
12	K VIJAY KUMAR	12500	0.0302	Public
13	LAKSHMI PRABUVENKATESAN	12500	0.0302	Public
14	VATHSALA RANGANATHAN	3462515	8.3736	Promoters/Promoter Group
15	VIJAYALAKSHMI R	325000	0.7859	Public
16	VAATA INFRA PRIVATE LIMITED	1000000	2.4183	Public
17	RAJESH DEVARAJAN	22500	0.0544	Public
18	K.M.SANTHANAM	12500	0.0302	Public
19	VAIDEHI SUKUMAR	25000	0.0604	Public
TOTAL		5337515	12.9081	



(III) (a) STATEMENT SHOWING THE VOTING PATTERN OF SHAREHOLDERS, IF MORE THAN ONE CLASS OF SHARES / SECURITIES IS ISSUED BY THE ISSUER.

CATEGORY OF SHARE HOLDER	NUMBER OF VOTING RIGHTS HELD IN EACH CLASS OF SECURITIES				TOTAL VOTING RIGHTS (III+IV+V)	TOTAL VOTING RIGHTS i.e. (VI)	
	CLASS X (III)	CLASS Y (IV)	CLASS Z (V)	CLASS Z (VI)		AS A % OF (A+B) (VII)	AS A % OF (A+B+C) (VIII)
(I) (II)							
(A) PROMOTER AND PROMOTER GROUP							
(1) INDIAN							
(a) INDIVIDUALS/HINDU UNDIVIDED FAMILY							
(b) CENTRAL GOVERNMENT / STATE GOVERNMENT(S)							
(c) BODIES CORPORATE							
(d) FINANCIAL INSTITUTIONS / BANKS							
(e) ANY OTHER (SPECIFY)							
SUB-TOTAL (A) (1)							
(2) FOREIGN							
(a) INDIVIDUALS (NON-RESIDENT INDIVIDUALS / FOREIGN INDIVIDUALS)							
(b) BODIES CORPORATE							
(c) INSTITUTIONS							
(d) ANY OTHER							
SUB-TOTAL (A) (2)							
TOTAL SHAREHOLDING OF PROMOTER AND PROMOTER GROUP (A) = (A) (1) + (A) (2)							



(I)	(II)	(III)	(IV)	(V)	(VI)	(VII)	(VIII)
	(B) PUBLIC SHAREHOLDING						
	(1) INSTITUTIONS						
	(a) MUTUAL FUNDS / UTI						
	(b) FINANCIAL INSTITUTIONS / BANKS						
	(c) CENTRAL GOVERNMENT / STATE GOVERNMENT(S)						
	(d) VENTURE CAPITAL FUNDS						
	(e) INSURANCE COMPANIES						
	(f) FOREIGN INSTITUTIONAL INVESTORS						
	(g) FOREIGN VENTURE CAPITAL INVESTORS						
	(h) ANY OTHER (SPECIFY)						
	SUB-TOTAL(B) (1)						
	(2) NON-INSTITUTIONS						
	(a) BODIES CORPORATE						
	(b) INDIVIDUALS -						
	I. INDIVIDUAL SHAREHOLDERS HOLDING NOMINAL SHARECAPITAL UP TO RS. 1 LAKH						
	II. INDIVIDUAL SHAREHOLDERS HOLDING NOMINAL SHARECAPITAL IN EXCESS OF RS. 1 LAKH						
	(c) ANY OTHER (SPECIFY)						
	SUB-TOTAL(B) (2)						
	TOTAL PUBLIC SHAREHOLDING (B) = (B) (1) + (B) (2)						
	TOTAL (A) + (B)						
	(C) SHARES HELD BY CUSTODIANS AND AGAINST WHICH DEPOSITORY RECEIPTS HAVE BEEN ISSUED						
	GRAND TOTAL (A) + (B) + (C)						

