

Introductory sub-table (I)(a)

Name of the Company: Premier Energy and Infrastructure Ltd

Scrip Code, Name of the scrip, class of security: 53310, PEIL, T

Quarter ended: 30th September, 2011

Partly paid-up shares:-	No. of partly paid-up shares	As a % of total no. of partly paid-up shares	
		As a % of total no. of partly paid-up shares	As a % of total no. of shares of the company
Held by promoter/promoter group	0	0	0
Held by public	0	0	0
<b>Total - D</b>	<b>0</b>	<b>0</b>	<b>0</b>

Outstanding convertible securities:- No. of outstanding securities	As a % of total no. of outstanding convertible securities	
	As a % of total no. of outstanding convertible securities	As a % of total no. of shares of the company, assuming full conversion of the convertible securities
Held by promoter/promoter group	0	0
Held by public	0	0
<b>Total - E</b>	<b>0</b>	<b>0</b>

Warrants:-	No. of warrants	As a % of total no. of warrants	
		As a % of total no. of warrants	As a % of total no. of shares of the company, assuming full conversion of warrants
Held by promoter/promoter group	0	0	0
Held by public	0	0	0
<b>Total - F</b>	<b>0</b>	<b>0</b>	<b>0</b>

**Total paid-up capital of the company, assuming full conversion of warrants and convertible securities (Grand Total (A+B+C)+ D+E+F )** 20000000

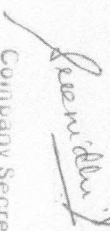
For Premier Energy and Infrastructure Ltd.

*J. S. S. S.*  
Company Secretary

**Statement Showing Shareholding Pattern as on 30th September, 2011**

Category code	Category of Shareholder	Number of Shareholders	Table I(a)		Total shareholding as a percentage of total number of shares		Shares Pledged or otherwise encumbered	As a percentage
			Total number of shares	Number of shares held in dematerialized	As a percentage of (A+B) <sup>1</sup>	As a percentage of (A+B+C)		
(I)	(II)	(III)	(IV)	(V)	(VI)	(VII)	(VIII)	(IX)
(A)	Shareholding of Promoter and							
1	Indian							
(a)	Individuals/ Hindu Undivided Family							
		0	0	0	0.00	0.00	0	0.00
(b)	Central Government/ State Government(s)		0	0	0.00	0.00	0	0.00
(c)	Bodies Corporate	1	13266380	13266380	66.33	66.33	0	0.00
(d)	Financial Institutions/ Banks	0	0	0	0.00	0.00	0	0.00
(e)	Any Others(Specify)	0	0	0	0.00	0.00	0	0.00
	<b>Sub Total(A)(1)</b>	1	13266380	13266380	66.33	66.33	0	0.00
2	Foreign							
a	Individuals (Non-Residents Individuals/ Foreign Individuals)	0	0	0	0.00	0.00	0	0.00
b	Bodies Corporate	0	0	0	0.00	0.00	0	0.00

For and on behalf of the Company Ltd.

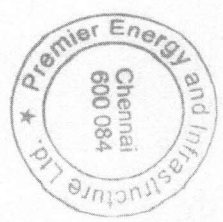
  
Company Secretary

II	ii. Individual shareholders holding nominal share capital in excess of Rs. 1 lakh.	46	1903014	1025390	9.52	9.52	NA	NA
(c)	Any Other (specify)				0.00	0.00	NA	NA
(c-i)	Clearing Members	5	2420	2420	0.01	0.01	NA	NA
(c-ii)	Hindu Undivided Families	45	126714	126714	0.63	0.63	NA	NA
(c-iii)	Non Resident Indians	5	6200	6000	0.03	0.03	NA	NA
	Sub-Total (B)(2)	11252	6677120	2146260	33.39	33.39	NA	NA
(B)	Total Public Shareholding (B)= (B)(1)+(B)(2)	11260	6733620	2146260	33.67	33.67	NA	NA
	TOTAL (A)+(B)	11261	20000000	15412640	100.00	100.00	NA	NA
(C)	Shares held by Custodians and against which Depository Receipts have been issued							
1	Promoter and Promoter Group					0.00	NA	NA
2	Public	0	0	0		0.00	0	0
	Sub-Total (C)						NA	NA
	GRAND TOTAL (A)+(B)+(C)	11261	20000000	15412640		100.00	NA	NA




(D)(b) Statement showing Shareholding of persons belonging to the category  
“Promoter and Promoter Group”

Sr. No.	Name of the shareholder	Total shares held			Shares pledged or otherwise encumbered		
		Number of shares	As a % of grand total (A)+(B)+(C)	Number	As a percentage (VI)=(V)/(III)*100	As a % of grand total (A)+(B)+(C) of sub-clause (I)(a)	
(I)	(II)	(III)	(IV)	(V)	(VI)=(V)/(III)*100	(VII)	
1	Shri Housing Private Limited	13266380	66.33		0.00	0.00	
<b>TOTAL</b>		<b>13266380</b>	<b>66.33</b>	<b>0</b>	<b>0.00</b>	<b>0.00</b>	



(D)(c) Statement showing Shareholding of persons belonging to the category "Public" and holding more than 1% of the total number of shares

Sr. No.	Name of the shareholder	Number of shares	Shares as a percentage of total number of shares {i.e., Grand Total (A)+(B)+(C) indicated in Statement at para (1)(a) above}
1	Yogya Investment and Finance Co Limited	430400	2.15
2	Industrial Venture Capital Limited	446400	2.23
3	Jet Age Finance Pvt Ltd	214500	1.07
<b>TOTAL</b>		<b>1091300</b>	<b>5.46</b>



(D)(d) Statement showing details of locked-in shares


Sr. No.	Name of the shareholder	Number of locked-in shares	Locked-in shares as a percentage of total number of shares {i.e., Grand Total (A)+(B)+(C) indicated in Statement at para (D)(a) above}
1			0.00
2			0.00
3			0.00
4			0.00
5			0.00
TOTAL		0	0.00



(II)(a) Statement showing details of Depository Receipts (DRs)

Sr. No.	Type of outstanding DR (ADRs, GDRs, SDRs, etc.)	Number of outstanding DRs	Number of shares underlying outstanding DRs	Shares underlying outstanding DRs as a percentage of total number of shares {i.e., Grand Total (A)+(B)+(C) indicated in Statement at para (I)(a) above}
1				0.00
2				0.00
3				0.00
4				0.00
<b>TOTAL</b>		0	0	0.00

**NIL**



**(II)(b) Statement showing holding of Depository Receipts (DRs), where underlying shares held by "Promoter/promoter group" are in excess of 1% of the total number of shares**

Sr. No.	Name of the DR Holder	Type of outstanding DR (ADRs, GDRs, SDRs, etc.)	Number of shares underlying outstanding DRs	Shares underlying outstanding DRs as a percentage of total number of shares {i.e., Grand Total (A)+(B)+(C) indicated in Statement at para (I)(a) above}
1				0.00
2				0.00
3				0.00
<b>NIL</b>				
<b>TOTAL</b>			<b>0</b>	<b>0.00</b>

