



Review Report to the Board of Directors of M/S. PREMIER ENERGY AND INFRASTRUCTURE LIMITED

INTRODUCTION

1. We have reviewed the accompanying statement of unaudited financial results of M/s. PREMIER ENERGY AND INFRASTRUCTURE LIMITED for the quarter ended **30.09.2014** except for the disclosures regarding 'Public Shareholding' and 'Promoter and Promoter Group Shareholding' which have been traced from disclosures made by the management and have not been audited by us. This statement is the responsibility of the Company's Management and has been approved by the Board of Directors. Our responsibility is to issue a report on these financial statements based on our review.

SCOPE OF REVIEW

2. We conducted our review in accordance with the Standard on Review Engagement (SRE) 2410, *Engagements to Review interim Financial Statements* issued by the Institute of Chartered Accountants of India. This standard requires that we plan and perform the review to obtain moderate assurance as to whether the financial statements are free of material misstatement. A review is limited primarily to inquiries of company personnel and analytical procedures applied to financial data and thus provides less assurance than an audit. We have not performed an audit and accordingly, we do not express an audit opinion.

EMPHASIS OF MATTER

We draw attention of the shareholders to:


1. Note 4A of Notes to Financial Statements for the year ended 30th June 2014 relating to the land at Luz Church Road purchased during the year 2007-08 (in joint name with another company) which has not been registered and given as a primary security for loan taken from SIDBI amounting to Rs.10 Crores.
2. Note 26 of Notes to Financial Statements for the year ended 30th June 2014 regarding non availability of confirmation of balances in respect of certain trade receivables and trade payables.
3. Note 27 of Notes to Financial Statements for the year ended 30th June 2014 regarding cost provision made for a sum of Rs.12.16 Crores.

Our opinion is not qualified in respect of the matter mentioned above.


Place : Chennai.
Date : 14-02-2015

For Sreedhar, Suresh & Rajagopalan,
Chartered Accountants,


S.SUBRAMANIAM
Partner
M. No 025433



PREMIER ENERGY AND INFRASTRUCTURE LIMITED
 Regd Office: 1st Floor, Karunai Kudil, 226 Cathedral Road, Chennai 600 086
 CIN -L4501TN1988PLC015521
 Un Audited Financial results for the quarter ended 30.09.2014



Particulars	Standalone						Previous Year Ended 30.06.14
	3 months ended 30.09.14	Corresponding 3 months ended 30.09.13	Preceding 3 months ended 30.06.14	Year to date for the Current period ended 30.09.14	Year to date for the previous year ended 30.09.13	Un Audited	
	Un Audited	Un Audited	Un Audited	Un Audited	Un Audited	Audited	
1	Income from Operations						
	a. Net Sales / Income from Operations (Net of Excise duty)	1,273.50	6.85	1,526.15	1,273.50	6.85	3,373.95
	b. Other Operating Income	-	26.60	-	-	26.60	-
	Total Income from Operations (net)	1,273.50	33.45	1,526.15	1,273.50	33.45	3,373.95
2	Expenses						
	a) Cost of materials consumed	1,042.71	5.94	976.48	1,042.71	5.94	2,482.98
	b) Purchase of Stock-in-trade	-	-	-	-	-	-
	c) Changes in inventories of finished goods, WIP and Stock in trade	-	-	-	-	-	-
	d) Employee benefit expense	26.40	25.27	26.64	26.40	25.27	110.59
	e) Depreciation and amortisation expense	0.43	0.55	-0.29	0.43	0.55	1.36
	d) Other Expenses	22.69	15.64	65.65	22.69	15.64	146.00
	Total Expenses	1,092.23	47.40	1,068.48	1,092.23	47.40	2,740.93
3	Profit/ (Loss) from ordinary activities before finance costs and exceptional items (1)-(2)	181.27	-13.95	457.67	181.27	-13.95	633.02
4	Other Income	-	-	-	-	-	-
	a) Interest Income	-	-	-	-	-	-
	b) Profit on Sale of current investments	-	-	-	-	-	-
	c) Rent	-	-	-	-	-	-
	d) Others	-	-	15.64	-	-	18.56
	Total Other Income	-	-	15.64	-	-	18.56
5	Profit/(Loss) before Interest & Exceptional Items (3+4)	181.27	-13.95	473.31	181.27	-13.95	651.58
6.	Finance Costs	33.52	1.03	52.12	33.52	1.03	56.39
7	Profit/(Loss) from ordinary activities after finance costs but before exceptional items (5-6)	147.75	-14.98	421.19	147.75	-14.98	595.19
8	Exceptional items	-	-	-	-	-	-
9	Profit/(Loss) from ordinary activities before Tax (7-8)	147.75	-14.98	421.19	147.75	-14.98	595.19
10	Tax expenses	48.19	0.06	139.35	48.19	0.06	181.99
11	Net Profit/(Loss) from ordinary activities after tax (9-10)	99.56	-15.04	281.84	99.56	-15.04	413.20
12	Extraordinary items (net of tax expense Rs. Lakhs)	-	-	-	-	-	-
13	Net Profit / (Loss) for the period (11-12)	99.56	-15.04	281.84	99.56	-15.04	413.20
14	Share of Profit / (Loss) of associates	-	-	-	-	-	-
15	Minority Interest	-	-	-	-	-	-
16	Net Profit / (Loss) after taxes, minority interest and share of profit / (loss) of associates (13-14-15)	99.56	-15.04	281.84	99.56	-15.04	413.20
	Net Profit / (Loss) after taxes, minority interest and share of profit / (loss) of associates but before exceptional item	99.56	-15.04	281.84	99.56	-15.04	413.20

Rs. in Lakhs


17	Paid up Equity Share Capital (face Value Rs. 10 per Equity Share)	4,135.01	4,135.01	4,135.01	4,135.01	4,135.01	4,135.01	4,135.01
18	Reserves excluding Revaluation Reserves as per Balance Sheet of previous accounting year	-	-	-	-	-	-	-
19.i	Earnings per Share (before extraordinary items) (of Rs.Nil/- each) (not annualised)	-	-	-	-	-	-	-
	a) basic	0.24	-0.04	0.68	0.24	-0.04	0.24	1.00
	b) Diluted	0.24	-0.04	0.68	0.24	-0.04	0.24	1.00
19.ii	Earnings per Share (after extraordinary items) (of Rs.Nil/- each) (not annualised)							
	a) basic	0.24	-0.04	0.68	0.24	-0.04	0.24	1.00
	b) Diluted	0.24	-0.04	0.68	0.24	-0.04	0.24	1.00
	A . PARTICULARS OF SHAREHOLDING							
	Public Shareholding							
	- Number of Shares	14,233,620	14,233,620	14,233,620	14,233,620	14,233,620	14,233,620	14,233,620
	- Percentage of Shareholding Promoters and Promoter group shareholding	34.42	34.42	34.42	34.42	34.42	34.42	34.42
	a) Pledged / encumbered							
	- Number of shares	23,653,925	23,653,925	23,653,925	23,653,925	23,653,925	23,653,925	23,653,925
	- Percentage of Shares (as a % of the total shareholding of Promoter & Promoter group)	87.23	87.23	87.23	87.23	87.23	87.23	87.23
	Percentage of Shares (as a % of the total share capital of the Company)	57.20	57.20	57.20	57.20	57.20	57.20	57.20
	b) Non encumbered							
	- Number of shares	3,462,515	3,462,515	3,462,515	3,462,515	3,462,515	3,462,515	3,462,515
	- Percentage of Shares (as a % of the total shareholding of Promoter & Promoter group)	12.77	12.77	12.77	12.77	12.77	12.77	12.77
	- Percentage of Shares (as a % of the total share capital of the Company)	65.58	65.58	65.58	65.58	65.58	65.58	65.58


	Quarter ended 30.09.2014
B Investor Complaints	
Pending at the beginning of the quarter	NIL
Received during the quarter	NIL
Disposed during the quarter	NIL
Remaining at the end of the quarter	NIL

Notes:

- The above results for the Quarter ended 30th Sept, 2014 were reviewed and recommended by the Audit Committee and approved by the Board of Directors at their meeting held on 14th February, 2015.
- Statutory Auditors have conducted limited review of the above financials.
- Previous year's figures have been regrouped / rearranged wherever necessary to conform to current year's classification / reporting.

Place : Chennai
Date : 14 -02- 2015



For Premier Energy and Infrastructure Limited

Vikram Mankal
Managing Director & CEO